R4 September 2022

STRUCTURAL DESIGN CRITERIA

BUILDING CODE ..... 2018 IBC

DESIGN DEAD LOAD ..... ACTUAL WEIGHT OF STRUCTURE

ROOF LIVE LOAD ..... 20 PSF

ROOF SNOW LOAD

1. GROUND SNOW LOAD ..... $P_g := 5$ PSF
2. SNOW EXPOSURE FACTOR 1.0
3. SNOW LOAD IMPORTANCE FACTOR 1.0
4. THERMAL FACTOR 1.2
5. FLAT ROOF SNOW LOAD ..... $P_f := 9.2$ PSF

WIND DESIGN DATA

1. BASIC WIND SPEED ..... 107 MPH (3 SECOND GUST)
2. WIND IMPORTANCE FACTOR ..... N/A
3. RISK CATEGORY II
4. WIND EXPOSURE CATEGORY C

EARTHQUAKE DESIGN DATA

1. SEISMIC IMPORTANCE FACTOR ..... I = 1.0
2. MAPPED SPECTRAL RESPONSE ACCELERATIONS ..... $S_S := 0.225$ $S_1 := 0.085$
3. SITE CLASS ..... D
4. SPECTRAL RESPONSE COEFFICIENTS ..... $S_{DS} := 0.240$ $S_{D1} := 0.136$
5. SEISMIC DESIGN CATEGORY C
6. BASIC SEISMIC FORCE SYSTEM ..... CANTILEVERED COLUMNS
7. DESIGN BASE SHEAR ..... V = 4,900 LBS
8. SEISMIC RESPONSE COEFFICIENT ..... $C_s := 0.192$
9. RESPONSE MODIFICATION FACTOR ..... R := 1.25
10. ANALYSIS PROCEDURE ..... EQUIVALENT LATERAL FORCE

FOUNDATION DESIGN DATA

1. ALLOWABLE BEARING PRESSURE ..... 2000 PSF
2. LATERAL BEARING PRESSURE ..... 166 PSF/FT
3. GEOTECHNICAL REPORT PREPARER ..... CONTOUR ENGINEERING
4. GEOTECHNICAL REPORT NUMBER G23RAC03
5. GEOTECHNICAL REPORT DATE ..... MARCH 14, 2023

MATERIAL SPECIFICATIONS

1. STRUCTURAL STEEL WIDE FLANGE ..... ASTM A992
2. STRUCTURAL STEEL PLATES ..... ASTM A36 (U.N.O)
3. CHANNELS LESS THAN 6" DEEP ..... ASTM A36
   ALL OTHER CHANNELS ..... ASTM A572, GR. 50
4. ANGLES LESS THAN L3x3x1/4 ..... ASTM A36
   ALL OTHER ANGLES ..... ASTM A572, GR. 50
5. HOLLOW STRUCTURAL SECTIONS ..... ASTM A500, GR. C
6. 3" METAL DECK ..... ASTM A653, GR. 50
7. WELDING ELECTRODE STRENGTH E-70XX
8. ANCHOR BOLTS ..... ASTM F1554, GR. 36
9. STRUCTURAL BOLTS ..... ASTM A307 GR. A (U.N.O)
10. STRUCTURAL NUTS ..... ASTM A563A, HEAVY HEX (U.N.O)
11. STRUCTURAL WASHERS ..... ASTM F436 (U.N.O)
12. 28 DAY CONCRETE COMP. STRENGTH ..... $f'c = 3500$ PSI
13. CONCRETE REINFORCING STEEL ..... ASTM A706, GR. 60 DEF. BARS

U.N.O. – UNLESS NOTED OTHERWISE (REFER TO DRAWINGS)

ABREVIATIONS

A.F.F.	ABOVE FINISH FLOOR	N.B.M	NOT BY MADISON
@	AT	N.S.	NEAR SIDE
℄	BUILDING LINE	NEO	NEOPRENE
℄	CENTER LINE	O/C	ON CENTER
C/C	CENTER TO CENTER	O/O	OUT TO OUT
CLR	CLEAR	ℙ	PLATE
DIA.	DIAMETER	SQ.	SQUARE
EA.	EACH	T.O.I.	TOP OF ISLAND
ELEV.	ELEVATION	TYP.	TYPICAL
F.S.	FAR SIDE	UG	UNDERGROUND
FTG.	FOOTING	V	VENT
G.C.	GENERAL CONTRACTOR	W.A.	WHITE ACRYLIC
GA.	GAUGE		
GALV.	GALVANIZED		
HX.HD.	HEX HEAD SCREW		

GENERAL NOTES

1. STRUCTURAL WELDED JOINTS SHALL CONFORM TO THE PROVISIONS OF AWS D1.1–04, STRUCTURAL WELDING CODE–STEEL, PUBLISHED BY THE AMERICAN WELDING SOCIETY.
2. ANY FIELD WELDING SHALL REQUIRE SPECIAL INSPECTION. WELDER CERTIFICATION SHALL BE AVAILABLE AT THE JOBSITE DURING TIMES OF INSPECTION.
3. ALL STRUCTURAL BOLTED CONNECTIONS SHALL BE ASTM GRADE A–307 BOLTS AS NOTED ON DRAWINGS AND SHALL BE MADE "SNUG–TIGHT" ONLY AS DEFINED BY ANSI/AISC 360–05. SPECIAL INSPECTIONS ARE NOT REQUIRED FOR THESE CONDITIONS. WASHERS ARE NOT REQUIRED UNLESS HOLES ARE OVERSIZED OR SLOTTED.

FILE NAME: WGA09819-2 Permits.dwg

RACETRAC #1635

29'-0" X 71'-8"

(6) COLUMN EDO CANOPY

2670 LAKE OCONEE PARKWAY

GREENSBORO, GA 30642

MADISON SCOPE OF WORK

MADISON TO FURNISH, DELIVER, AND INSTALL ONE (1) 29'–0" X 71'–8" RACETRAC CANOPY, TO INCLUDE:

MATERIALS

1. MADISON TO FURNISH ANCHOR BOLTS AND ACM TEMPLATES FOR CONTRACTOR INSTALLATION.
2. ALL STRUCTURAL STEEL WILL BE FURNISHED WITH ONE (1) COAT OF SHOP APPLIED GREY PRIMER.
3. STEEL CEILING DECK WITH 3" RIBS AT 16" ON CENTER WITH EMBOSSED BRONZE FINISH.
4. 20 GA. PERIMETER SOFFIT/GUTTER SYSTEM W/EMBOSSED BRONZE FINISH.
5. SCUPPERS WITH OVERFLOWS FOR WATER DRAINAGE.
6. FASCIA BRACKETS AND REQUIRED FLASHING SHALL BE GALVANIZED.
7. CANOPY TO HAVE 18'-0" MOUNTING HEIGHT.
8. FASCIA PANELS SHALL BE 4'-0" HIGH 3MM RACETRAC "PROGRAM RED" ACM WITH BLUE AND WHITE DECALS, FURNISHED AND INSTALLED BY MADISON.
9. FOUR (4) 1 1/4" CONDUITS IN CUSTOMER DESIGNATED COLUMNS WITH SEAL OFFS AND ACCESS PLATES LOCATED 48" ABOVE FINISHED GRADE.
10. MADISON TO FURNISH ALL FASTENERS AND SEALANT ASSOCIATED WITH ITS SCOPE OF WORK.
11. ALL FIELD APPLIED FINISH COATINGS SHALL BE THE RESPONSIBILITY OF THE CONTRACTOR.

SITE READINESS

1. JOBSITE MUST BE CLEAR OF ANY CONSTRUCTION DEBRIS, TRENCHING, OR OTHER OBSTACLES PREVENTING ACCESS TO THE CANOPY AREA. IF CONDITIONS OR SCHEDULE REQUIRE SPECIALIZED EQUIPMENT OR ADDITIONAL LABOR HOURS TO WORK AROUND INADEQUATE CONDITIONS, COST INCURRED WILL BE BILLED TO THE CONTRACTOR AT COST +15%.
2. FOUNDATIONS AND ANCHOR BOLTS MUST BE SET IN ACCORDANCE WITH MADISON PRODUCED APPROVED FOUNDATION PLAN THAT IS DELIVERED WITH THE ANCHOR BOLTS.
3. CONTRACTOR SHALL PROVIDE NECESSARY SPACE FOR UNLOADING OF MATERIALS, AND COMMUNICATE ANY SPACE LIMITATIONS PRIOR TO DELIVERY.
4. CONTRACTOR SHALL PROVIDE PROGRESS PHOTOS AS EVIDENCE OF SITE READINESS PRIOR TO EACH MADISON MOBILIZATION.

INSTALLATION

1. CONTRACTOR TO INSTALL MADISON FURNISHED ANCHOR BOLTS, UTILIZING TEMPLATES AND DRAWINGS PROVIDED. MADISON MUST BE NOTIFIED AT LEAST TWO (2) WEEKS IN ADVANCE PRIOR TO NEEDING THE ANCHOR BOLTS.
2. MADISON TO UNLOAD AND STAGE MATERIALS AS NEEDED.
3. MADISON TO SET AND ANCHOR STRUCTURAL STEEL COLUMNS AND ROOF FRAMING.
4. MADISON TO INSTALL ROOF DECK, OUTRIGGERS, PERIMETER SOFFIT / GUTTER, FASCIA, FLASHING AND TRIMS AS REQUIRED.
5. MADISON TO CUT HOLES AND MOUNT CUSTOMER FURNISHED LED LIGHT FIXTURES PER PLAN.
6. CONTRACTOR TO FURNISH REQUIRED LABOR AND MATERIALS TO WIRE LIGHT FIXTURES.
7. MADISON TO DISPOSE OF RELATED CONSTRUCTION DEBRIS IN CONTRACTOR FURNISHED DUMPSTER
8. CONTRACTOR TO MAKE FINAL DRAIN CONNECTION TO UNDERGROUND STORM SYSTEM IF REQUIRED.

EXCLUSIONS

1. PERMITS, PERMIT SUBMITTAL, LICENSE FEES.
2. SPECIAL INSPECTIONS
3. UNION / PREVAILING WAGE REQUIREMENTS
4. BUY AMERICAN ACT OR ANY OTHER RESTRICTIVE PURCHASING AGREEMENTS.
5. FINISH PAINT, FINISH COATINGS.
6. ELECTRICAL WORK / MATERIALS.
7. CONCRETE WORK / MATERIALS.
8. PACKING GROUT BETWEEN BEARING SURFACES AND BASE PLATES.
9. GALVANIZEING OF STRUCTURAL STEEL.
10. PROCUREMENT OF CANOPY DOWN LIGHTING.
11. PROCUREMENT AND INSTALLATION OF CANOPY SIGNAGE INCLUDING ALL ELECTRICAL MATERIALS AND LABOR AS REQUIRED.
12. ILLUMINATED SIGNAGE, NEON, AND LED
13. FASCIA DECALS OTHER THAN THOSE LISTED IN SCOPE OF WORK.
14. COLUMN SHROUDS (BRICK OR OTHER)
15. ANY ITEMS NOT SPECIFICALLY IDENTIFIED IN THIS EXHIBIT.
16. ANY ITEMS SPECIFIED AS BEING PERFORMED BY OTHERS OR BY CONTRACTOR IN THIS EXHIBIT.

SCHEDULE OF DRAWINGS

SHEET NUMBER	DRAWING TITLE	RELEASE DATE
CS-1	COVER SHEET	
F-1	FOUNDATION PLAN AND DETAILS	
A-1	FRAMING PLAN AND LIGHTING PLAN	
A-2	ELEVATIONS	
A-3	SECTIONS AND DETAILS	

SCHEDULE OF REVISIONS

REVISION NUMBER	DESCRIPTION	SHEETS

REV.	DATE	DESCRIPTION	BY

PROJECT: RACETRAC #1635 — 29'–0" X 71'–8" (6) COLUMN EDO CANOPY COVER PAGE

LOCATION: 2670 LAKE OCONEE PARKWAY GREENSBORO, GA 30642

MADISON INDUSTRIES
MADISONIND.COM

CORPORATE OFFICE
2801 Maxwell Blvd.
Suite 211
Santa Ana, CA 92704
562.484.5099

CALIFORNIA
17151 Dalton Avenue
Hesperia, CA 92345
562.484.5099

GEORGIA
1055 Ga. 20
Conyers, GA 30094
770.483.4401

THESE DRAWINGS AND ALL INFORMATION HEREON ARE OF A CONFIDENTIAL NATURE AND REMAIN THE PROPERTY OF MADISON INDUSTRIES (MI). ANY USE OR REPRODUCTION OF THESE DRAWINGS FOR ANY PURPOSE, EXCEPT BY WRITTEN PERMISSION OF MADISON INDUSTRIES IS STRICTLY PROHIBITED.

GEORGIA REGISTERED No. PE036820 PROFESSIONAL ENGINEER JOHN F. BRADLEY

7/12/23

PROFESSIONAL ENGINEER

MODEL No.

SCALE

DRAWN BY: WSP	DATE: 7/10/2023
CHECKED BY: DD	DATE: 7/11/2023
MI ENGINEER: JFB	DATE: 7/7/2023

DRWG. No. CS-1

SHEET 1 OF 5

JOB No. WGA09819-2

R4, September 2022

APPROVED FOR CONSTRUCTION

GRADE INFO

HP SLAB = 585.56'

LP @ COL. = 585.23'

TOP FOOTING = 583.23'

THIS INFORMATION IS BASED ON CUSTOMER GRADING PLAN DRAWING C-4.0 – DATED: 6/16/23

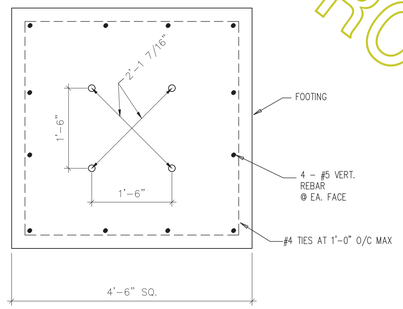

SECTION A-A

SCALE: 3/4" = 1'-0"

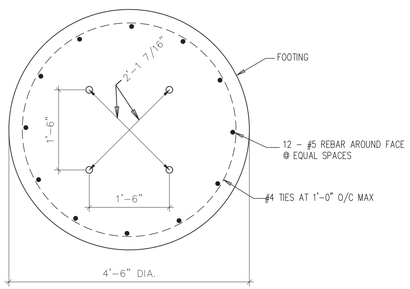

NOTES:

1. ALLOWABLE SOIL BEARING CAPACITY = 2,000 P.S.F.
LATERAL SOIL PRESSURE = 166 P.S.F. PER FOOT OF DEPTH
CONCRETE = 3,500 P.S.I. AT 28 DAYS
REINFORCING = DEFORMED BILLET PER A.S.T.M. A706 GRADE 60

2. IT SHALL BE THE RESPONSIBILITY OF THE GENERAL CONTRACTOR TO PROVIDE REQUIRED LOAD TESTS OR OTHER ADEQUATE PROOF AS TO THE PERMISSIBLE SAFE BEARING CAPACITY OF THE SOIL.

3. IT SHALL BE THE RESPONSIBILITY OF THE GENERAL CONTRACTOR TO ACCURATELY POUR ALL FOUNDATION TO THE PROPER ELEVATIONS AS SHOWN ON THE APPROVED FOUNDATION PLAN AND SET ALL ANCHOR BOLTS AND/OR LEVELING PLATES TO PROPER DIMENSIONS AND ELEVATIONS.

INGRESS/EGRESS EASEMENT #1

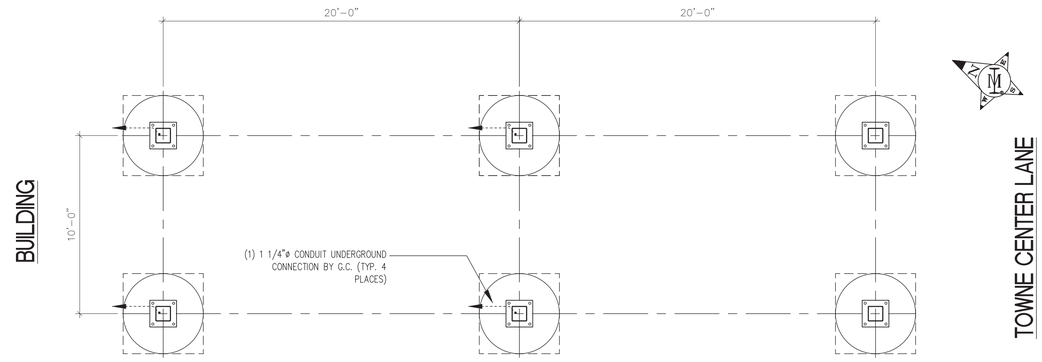

SHARED ACCESS DRIVEWAY

FOUNDATION PLAN

SCALE: 1/4" = 1'-0"

DO NOT USE FOR CONSTRUCTION OF FOUNDATION UNLESS APPROVED BY MADISON INDUSTRIES REPRESENTATIVE IN SPACE BELOW.

APPROVED FOR CONSTRUCTION

BY: Wayne S. Puckett

DATE: 7/10/2023

IT SHALL BE THE RESPONSIBILITY OF THE GENERAL CONTRACTOR TO ACCURATELY POUR ALL FOUNDATIONS TO ELEVATIONS GIVEN AND SET ANCHOR BOLTS AT DIMENSIONS SHOWN ON FOUNDATION DRAWINGS.

SECTION B-B

SCALE: 3/4" = 1'-0"

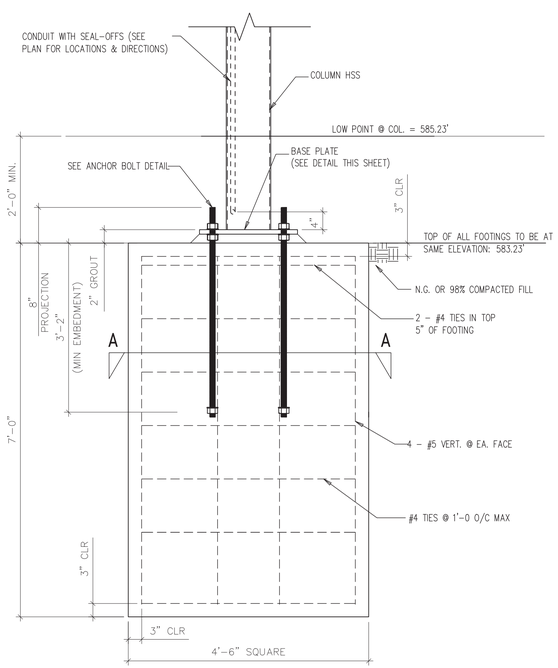

SQUARE FOOTING DETAIL

SCALE: 3/4" = 1'-0"

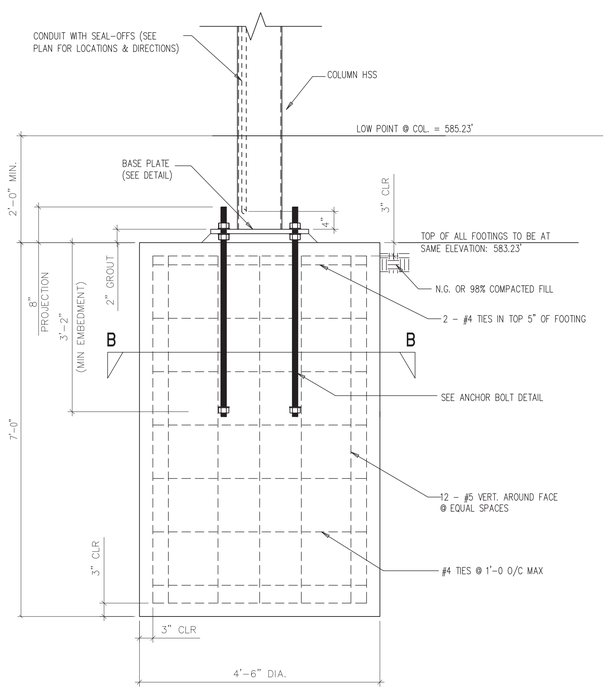

ROUND FOOTING DETAIL - OPTIONAL

SCALE: 3/4" = 1'-0"

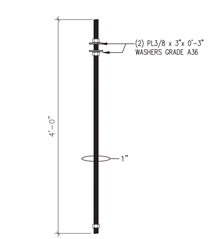

ASTM F1554 GR. 36 (Fy = 36 ksi) ANCHOR BOLTS, WASHERS, & NUTS FURNISHED BY MADISON, INSTALLED BY G.C.

ANCHOR BOLT DETAIL

SCALE: 3/4" = 1'-0"

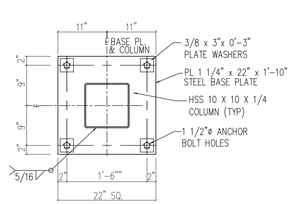

BASE PLATE DETAIL

SCALE: 3/4" = 1'-0"

REV.	DATE	DESCRIPTION	BY

PROJECT

RACETRAC #1635

29'-0" X 71'-8"

(6) COLUMN EDO CANOPY

FOUNDATION PLAN AND DETAILS

LOCATION

2670 LAKE OCONEE PARKWAY

GREENSBORO, GA 30642

MADISON INDUSTRIES
MADISONIND.COM

CORPORATE OFFICE
2961 W. MacArthur Blvd.
Suite 17
Santa Ana, CA 92704
562.484.5099

CALIFORNIA
1715 T Darwin Avenue
Hacienda Heights, CA 91745
562.484.5099

GEORGIA
1035 Iris Drive
Conyers, GA 30094
770.483.4401

THESE DRAWINGS AND ALL INFORMATION HEREON ARE OF A CONFIDENTIAL NATURE AND REMAIN THE PROPERTY OF MADISON INDUSTRIES (MI). ANY USE OR REPRODUCTION OF THESE DRAWINGS FOR ANY PURPOSE, EXCEPT BY WRITTEN PERMISSION OF MADISON INDUSTRIES IS STRICTLY PROHIBITED.

GEORGIA REGISTERED PROFESSIONAL ENGINEER No. PE036820 JOHN F. BRADLEY

7/12/23

PROFESSIONAL ENGINEER

MODEL No.

SCALE

DRAWN BY WSP	DATE 7/10/2023
CHECKED BY DD	DATE 7/11/2023
MI ENGINEER JFB	DATE 7/7/2023

DRWG. No. F-1

SHEET 2 OF 5

JOB No. WGA09819-2

FILE NAME: WGA09819-2 Permits.dwg

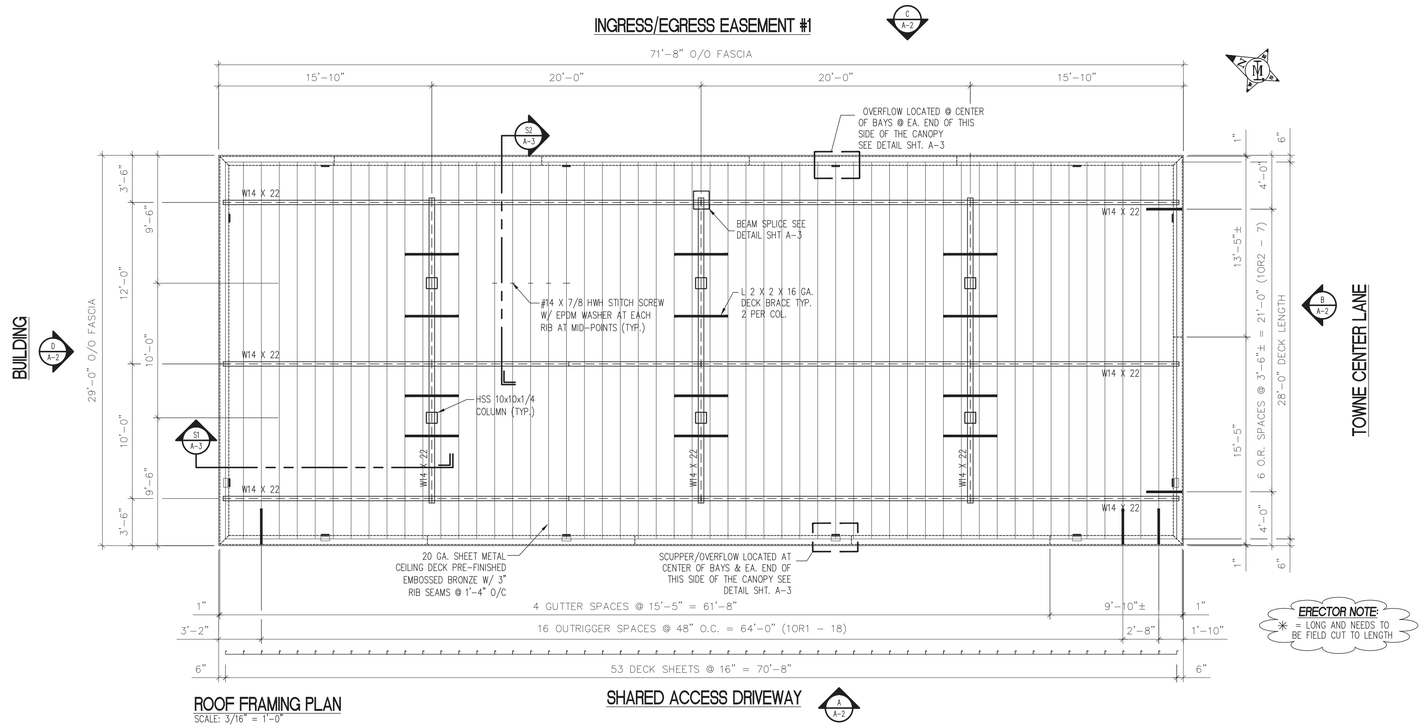

ERECTOR NOTE:
* = LONG AND NEEDS TO BE FIELD CUT TO LENGTH

ROOF FRAMING PLAN
SCALE: 3/16" = 1'-0"

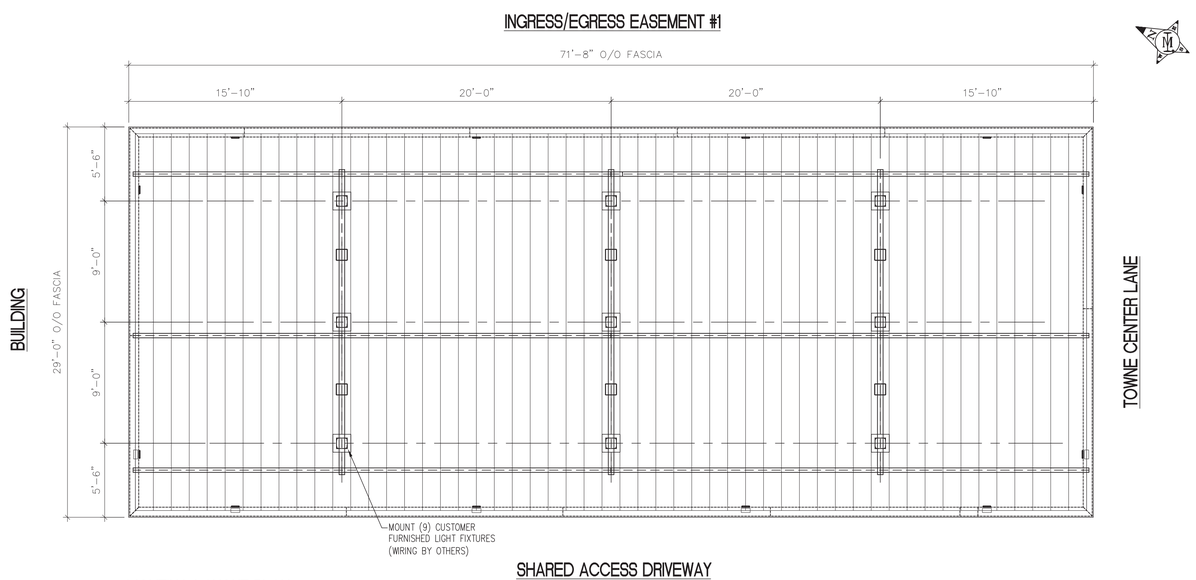

LIGHTING LAYOUT PLAN
SCALE: 3/16" = 1'-0"

REV.	DATE	DESCRIPTION	BY

PROJECT

RACETRAC #1635
29'-0" X 71'-8"
(6) COLUMN EDO CANOPY
FRAMING PLAN AND LIGHTING PLAN

LOCATION
2670 LAKE OCONEE PARKWAY
GREENSBORO, GA 30642

MADISON INDUSTRIES
MADISONIND.COM

CORPORATE OFFICE
2801 W. Malvern Blvd.
Suite 211
Santa Ana, CA 92704
562.494.5099

CALIFORNIA
1715 Darwin Avenue
Hesperia, CA 92345
562.494.5099

GEORGIA
1935 Grove Drive
Conyers, GA 30094
770.483.4401

THESE DRAWINGS AND ALL INFORMATION HEREON ARE OF A CONFIDENTIAL NATURE AND REMAIN THE PROPERTY OF MADISON INDUSTRIES (MI). ANY USE OR REPRODUCTION OF THESE DRAWINGS FOR ANY PURPOSE, EXCEPT BY WRITTEN PERMISSION OF MADISON INDUSTRIES IS STRICTLY PROHIBITED.

GEORGIA REGISTERED PROFESSIONAL ENGINEER No. PE036829 JOHN F. BRADLEY
7/12/23

PROFESSIONAL ENGINEER	
MODEL No.	
SCALE	
DRAWN BY: WSP	DATE: 7/10/2023
CHECKED BY: DD	DATE: 7/11/2023
MI ENGINEER: JFB	DATE: 7/7/2023
DRWG. No.	A-1
SHEET 3	OF 5
JOB No.	WGA09819-2

R4 September 2022

FILE NAME: WGA09819-2 Permits.dwg

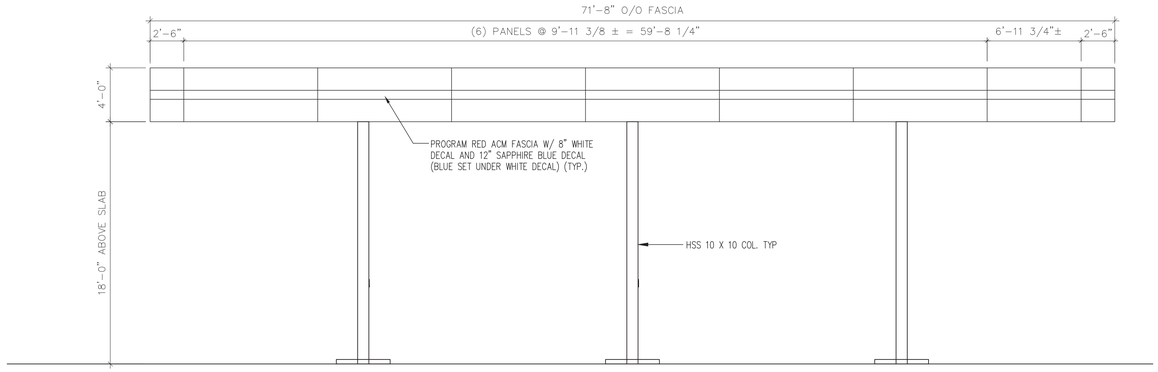

ELEVATION (A / A-1)
SCALE: 3/16" = 1'-0"

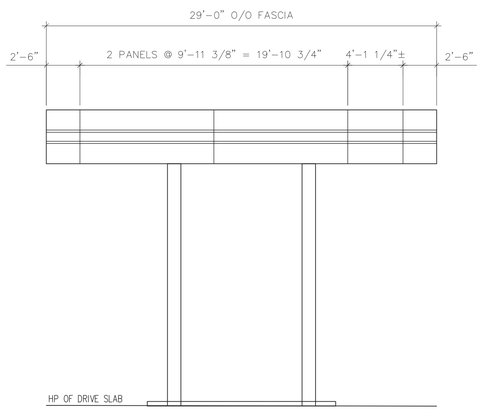

ELEVATION (B / A-1)
SCALE: 3/16" = 1'-0"

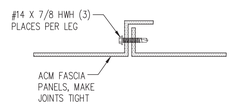

TYP. FASCIA JOINT DETAIL

ERECTOR NOTE:
✳ = LONG AND NEEDS TO BE FIELD CUT TO LENGTH

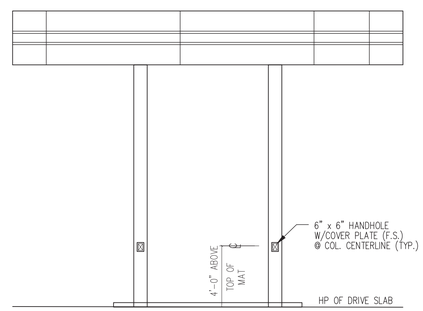

ELEVATION (D / A-1)
SCALE: 3/16" = 1'-0"

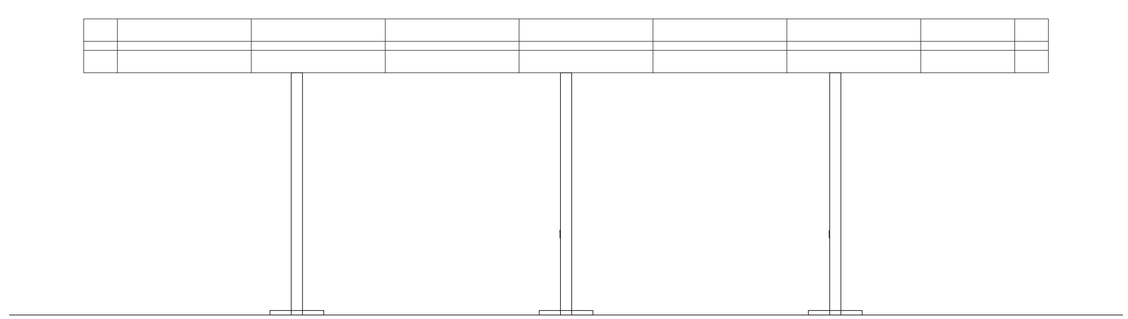

ELEVATION (C / A-1)
SCALE: 3/16" = 1'-0"

R4 September 2022

FILE NAME: WGA09819-2 Permits.dwg

REV.	DATE	DESCRIPTION	BY

PROJECT
RACETRAC #1635
29'-0" X 71'-8"
(6) COLUMN EDO CANOPY
ELEVATIONS

LOCATION
2670 LAKE OCONEE PARKWAY
GREENSBORO, GA 30642

MADISON INDUSTRIES
MADISONIND.COM

CORPORATE OFFICE
2801 W. Malvern Blvd.
Suite 211
Santa Ana, CA 92704
562.494.5099

CALIFORNIA
1715 Darwin Avenue
Hesperia, CA 92345
562.494.5099

GEORGIA
1555 Dogwood Drive
Conyers, GA 30094
770.483.4401

THESE DRAWINGS AND ALL INFORMATION HEREON ARE OF A CONFIDENTIAL NATURE AND REMAIN THE PROPERTY OF MADISON INDUSTRIES (MI). ANY USE OR REPRODUCTION OF THESE DRAWINGS FOR ANY PURPOSE, EXCEPT BY WRITTEN PERMISSION OF MADISON INDUSTRIES IS STRICTLY PROHIBITED.

GEORGIA REGISTERED PROFESSIONAL ENGINEER No. PE036821 JOHN F. BRADLEY
7/12/23

PROFESSIONAL ENGINEER

MODEL No.

SCALE

DRAWN BY: WSP	DATE: 7/10/2023
CHECKED BY: DD	DATE: 7/11/2023
MI ENGINEER: JFB	DATE: 7/7/2023

DRWG. No. A-2

SHEET 4 OF 5

JOB No. WGA09819-2

R4 September 2022

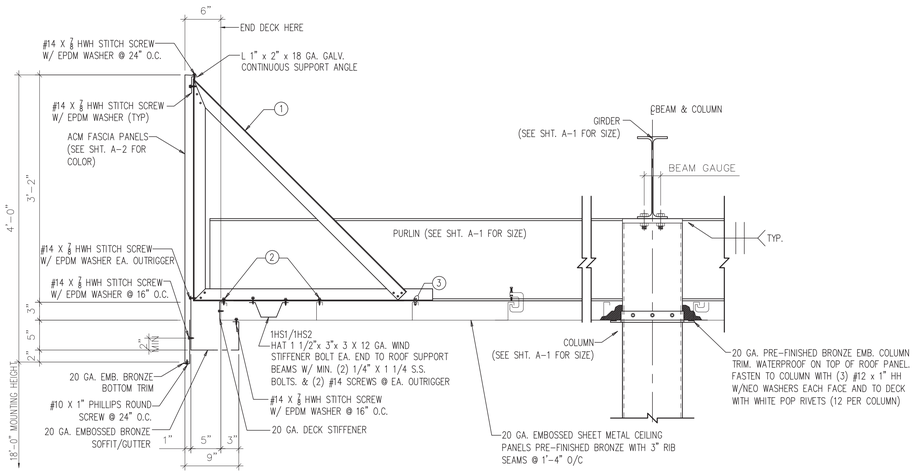

SECTION

(FROM SHEET A-1)
SCALE: 1" = 1'-0"

S1

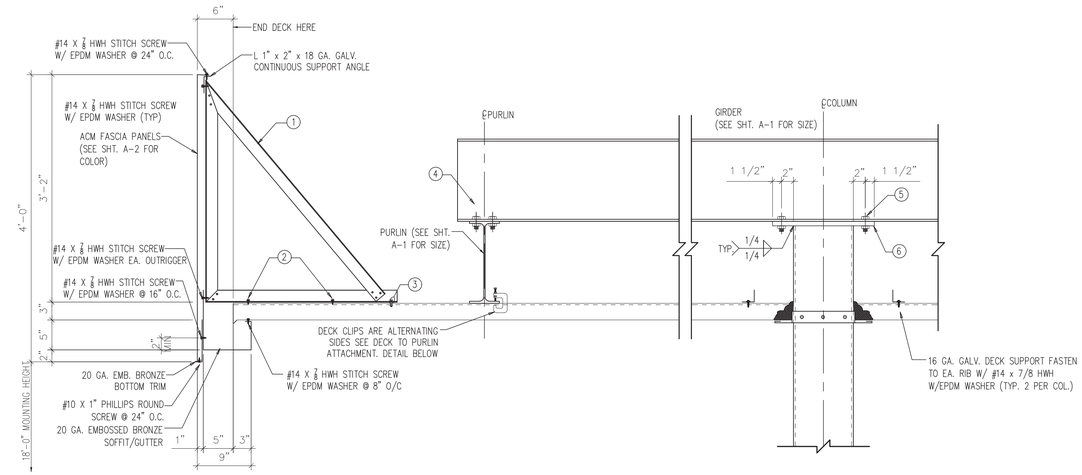

SECTION

(FROM SHEET A-1)
SCALE: 1" = 1'-0"

S2

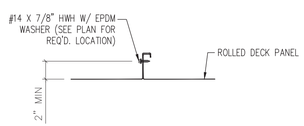

TYP. STITCH SCREW DETAIL

SCALE: NTS

DETAIL

(FROM SHEET A-1)

D1

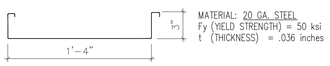

3" DECK PROFILE

SCALE: 1 1/2" = 1'-0"

DETAIL

(FROM SHEET A-1)

D2

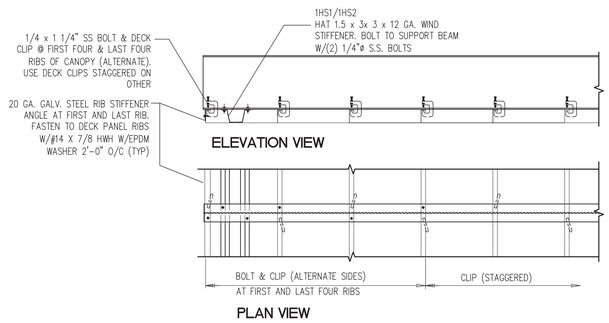

DECK FASTENING DETAIL

SCALE: N.T.S.

DETAIL

(FROM SHEET A-1)

D3

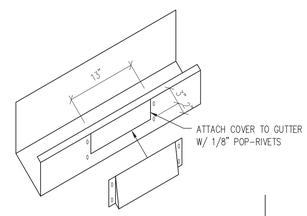

TYP. OVERFLOW DETAIL

SCALE: NTS

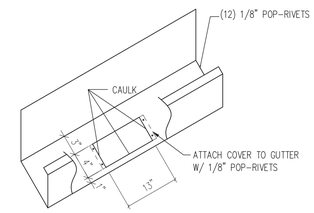

TYP. SCUPPER DETAIL

SCALE: NTS

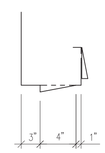

DETAIL

(FROM SHEET A-1)

D4

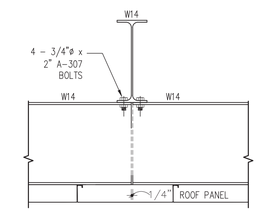

BEAM SPLICE DETAIL

SCALE: 1" = 1'-0"

DETAIL

(FROM SHEET A-1)

D5

SCHEDULE

MARK	ITEM	DESCRIPTION	QUANTITY
1	OUTRIGGER	L 2"x2"x16 GA. GALVANIZED SHEET METAL @ 4'-0" O.C.	50
2	OUTRIGGER FASTENER	(2) #14 X 7/8 HWH W/ EPDM WASHER PER OUTRIGGER	100
3	OUTRIGGER FASTENER	(1) 1/4"ø X 1 1/4" S.S. BOLT W/NUT PER OUTRIGGER	50
4	GIRDER TO PURLIN CONNECTION	(4) 3/4"ø x 2" A307 M. BOLTS	36
5	GIRDER TO COLUMN CONNECTION	(4) 3/4"ø x 2 1/2" A307 M. BOLTS	24
6	COLUMN CAP PLATE	PLATE 3/4" x 10" x 1'-5"	6

BY	DESCRIPTION	DATE	REV.

PROJECT

RACETRAC #1635
29'-0" X 71'-8"
(6) COLUMN EDO CANOPY
SECTIONS

LOCATION

2670 LAKE OCONEE PARKWAY
GREENSBORO, GA 30642

MADISON INDUSTRIES
MADISONIND.COM

CORPORATE OFFICE
2901 W. Coast Hwy., Ste. 211
Suite 211
Santa Ana, CA 92704
562.494.5099

CALIFORNIA
17151 Dalton Avenue
Hesperia, CA 92345
562.494.5099

GEORGIA
1051 E. Pike
Conyers, GA 30094
770.483.4401

THESE DRAWINGS AND ALL INFORMATION HEREON ARE OF A CONFIDENTIAL NATURE AND REMAIN THE PROPERTY OF MADISON INDUSTRIES (MI). ANY USE OR REPRODUCTION OF THESE DRAWINGS FOR ANY PURPOSE, EXCEPT BY WRITTEN PERMISSION OF MADISON INDUSTRIES IS STRICTLY PROHIBITED.

GEORGIA REGISTERED PROFESSIONAL ENGINEER No. PE036820 JOHN F. BRADLEY
7/12/23

PROFESSIONAL ENGINEER

MODEL No.

SCALE

DRAWN BY	DATE
WSP	7/10/2023
CHECKED BY	DATE
DD	7/11/2023
MI ENGINEER	DATE
JFB	7/7/2023

DRWG. No.
A-3

SHEET 5 OF 5

JOB No.
WGA09819-2

FILE NAME: WGA09819-2 Permits.dwg